

Product Catalogue



Seamless Solutions for Interior Spaces



Where Design Freedom Meets Functional Performance

At Astro Aluminium, innovation and precision come together to shape the future of interior and architectural design. With a complete aluminium value chain from sourcing and supply to fabrication, finishing, and product innovation, we deliver solutions that are as durable as they are beautiful.

Astro Aluminium frames, doors, handles, wardrobes, and other systems are designed for those who demand more: more style, more strength, more seamless integration into modern spaces.

Every product reflects our commitment to sourcing quality materials, expert manufacturing and timeless design, ensuring developers, designers, distributors, and installers have the tools to create interiors that inspire.

From kitchen and wardrobe doors to sliding systems and lifestyle solutions, we bring sophistication to every detail.

Our catalogue is an invitation to imagine new possibilities for living and working spaces.



Astro Aluminium has implemented and applies a quality management system that complies with ISO 9001:2015.

ASTRO

Frames & Glass Doors

ASTRA | CARRERA | ENZO

Astra Profile

24.9mm lip
50mm back



Carrera Profile

6.5mm lip
50mm back



Enzo Profile

6mm lip
20.5mm back



Custom Aluminium Frames and Glass Doors for that Distinctive Touch of Class

ASTRO Aluminium frames are built to elevate kitchens, bathrooms, and other interior spaces with timeless design and uncompromising quality. Our aluminium doors and frames offer customisation, consistency, and fast turnaround, backed by efficient supply.

Custom Solutions

- Tailor-made to your exact dimensions
- Choice of frame colours and glass options
- Precision manufacturing for high-volume orders

Efficient Service

- Reliable stock availability and agile supply chain
- Reduced lead times and prompt delivery
- Planning and production aligned to meet your deadlines
- Integrated strip handles in matching finishes

Easy Installation Preparation

Our doors / frames come complete with glass, a durable gasket for enhanced sealing and glass protection, pre-drilled hinge holes (35mm diameter) to specification, and strip handles in a matching finish, ready for quick and easy installation.

Frame Colours

Our Astra, Carrera and Enzo aluminium profiles are available in five colour options to ensure a distinctive look.




Silver (natural) anodised offers a sleek, metallic finish



Textured black powder-coated for a modern, sophisticated edge



White powder-coated for a clean, minimalist look



Matt brass anodised adds a touch of luxury



Bronze 542 anodised for timeless elegance

Glass Options

Our extensive range of glass options is supplied in 4mm toughened glass for increased strength and safety.



Clear glass for unobstructed clarity




Grey tint and bronze tint for subdued elegance



Fluted for a textured, visually intriguing appearance



Frosted vinyl and black vinyl for privacy with style



Mirror options in bronze, silver, and black to add depth and light to your rooms





**One Source.
Every Solution.**

Style, proportion, and versatility with tactile finishes that look as good as they feel.

APEX

Premium Handle & Rail Solutions

GRIP | STRIP | EDGE | RAIL

Premium Aluminium Handles Combining Modern Lines with Ergonomic Ease and Long-lasting Performance

Astro Aluminium's APEX Handle Range combines modern design, ergonomic comfort, and lasting durability. Crafted from premium aluminium, these handles are engineered to elevate kitchens, wardrobes, and commercial interiors with a refined, contemporary touch.

Seamless Aesthetics

Clean lines for a calm, modern look

Ergonomic Grip

Comfortable handling, less strain on hands

Built-for-life Durability

Resistant to scratches, fingerprints, and corrosion

Finish-matching Flexibility

Anodised and powder-coated options to complement appliances and interiors

Made for Precision Installs

Consistent pitches, cut-to-size, faster fabrication

APEX Grip Handles Curved

Create a contemporary finish to cabinetry and furniture.



- Available in natural or matt anodised finishes
- Horizontal mounting on 16mm board
- Supplied in 3m lengths (packs of 10) and cut to specification
- Custom finishing available

APEX Grip Handles Square

Bring bold definition to wardrobe sliding doors.



- Available in natural or matt anodised finishes
- For 16mm board
- Supplied in 3m lengths (packs of 10) and cut to specification
- Custom finishing available



Design Freedom in Aluminium

Doors, handles, rails, and racks engineered
tough, functional, and design forward.



APEX Grip Handles Small

Mounts at the bottom of drawer fronts to complete the set with the APEX Grip Handle Large. Ideal for modern cabinetry where a clean, handleless aesthetic is preferred.

For 16mm board

Finishes: Silver (natural) or black anodised

Supplied in 3m lengths (packs of 10)

Cut-to-size and custom finishing available



APEX Grip Handles Large


Designed to mount horizontally on the top of drawer fronts, this handle pairs with the APEX Grip Handle Small to create a complete drawer system.

For 16mm board

Finishes: Silver (natural) or black anodised

Supplied in 3m lengths (packs of 10)

Cut-to-size and custom finishing available



APEX Strip Handles

32mm / 38mm / 42mm (depth options)

Designed to provide clean lines and comfortable grip across all cabinetry applications.

Supplied in 3m lengths (packs of 10)
Cut-to-size and custom finishing available

Match your handle selection to your finish and board colour for an integrated design result. Our Strip Handles are functional, refined, and built to perform in high-use environments.



APEX Edge Handles

40mm / 200mm / 350mm (length options)

Designed to bring a modern, tactile quality to cabinetry. Available in three convenient lengths, perfect for drawers, cupboard doors, and vertical installations.

Colours: Matt bronze 1 / Schiefer grey / Matt black


Whether you're working on a home kitchen or a corporate office environment, our edge handles are crafted to elevate the everyday with detail-driven design and lasting performance.



APEX Gola J Rails

Engineered for a flush, handleless finish to create a comfortable recessed grip, giving kitchens and cabinetry a seamless, contemporary edge.


Finishes: A range of anodised or powder-coated options
Supplied in 3m lengths, packed 4 per set
Cut-to-size and custom finishing available



APEX Gola C Rails

Designed to run across cabinet doors and drawers, creating a sleek shadow line that defines the handleless look. Its recessed channel provides effortless access while enhancing the aesthetics of modern cabinetry.

Finishes: A range of anodised or powder-coated options
Supplied in 3m lengths, packed 4 per set
Cut-to-size and custom finishing available



**Slim. Sleek.
Seriously Versatile.**

**The APEX range delivers clean lines,
ergonomic comfort, and durable finishes.**



Hanger Rails



Smooth Black



Ferro Black



Matt White



Mushroom Beige



Schiefer Grey

Oval 15mm (smooth)



Oval 15mm (castellated)



Round 19mm (castellated)



Available in a mill finish, smooth brushed stainless, or natural anodised options to suit a variety of design preferences. Supplied in 3m lengths, in packs of 25 lengths, with end and centre brackets.

Available in mill finish (5m lengths / packs of 25 lengths), powder-coated matt white (2.5m lengths / packs of 25 lengths), or anodised matt black (2.5m lengths / packs of 50 lengths), with end and centre brackets.

REV

Shoe Rack & Rail Range


The REV Rack Range combines durability, flexibility, and clean design for modern wardrobe and storage solutions. With multiple colour options and adjustable sizes, this range offers practical and stylish shoe storage to suit any space.



REV Shoe Rack

Available in a silver (natural) anodised finish as well as three powder-coated options: white, black, and storm grey.

- Adjustable aluminium construction
- Sizes: 600–900mm and 750–1100mm
- Sold individually, supplied assembled and ready to install



REV Shoe Rail Set

Two size options with high-quality aluminium angle, drilled and supplied with plastic tubing for easy installation:

- 568mm Set - Silver (natural) anodised (25×25×1.2mm + 50×50×1.6mm angle)
- 568mm Set - White powder-coated (25×25×1.2mm + 50×50×1.6mm angle)
- 868mm Set - Silver (natural) anodised (25×25mm + 50×50mm angle)
- 868mm Set - White powder-coated (25×25mm + 50×50mm angle)


NITRO

Sliding Door System

FOR BUILT-IN CUPBOARDS



Upper Guide



Bottom Track



Top and Bottom Profile



Vertical Profile



Vertical Grip Profile



Horizontal Profile



Sleek Sliding Solutions for Functional, Clutter-free Living

The NITRO Sliding Door System transforms built-in cupboards into sleek, functional spaces. Manufactured with premium materials, it combines smooth operation with modern design, making it the go-to choice for residential and commercial interiors.

Customisable Design

Tailored to fit any built-in cupboard with multiple finish options

Versatile Applications

Supports board, glass, or mirror panels for a personalised touch

Smooth & Reliable

High-quality wheel sets ensure panels glide effortlessly

Durable Components

Designed to withstand everyday use while retaining a clean, modern aesthetic

Colour Options

Aside from the door brush, gasket and wheel set, all aluminium components are available in a silver (natural) finish and a range of anodised or powder-coated colour options.

Anodised – silver (natural), **Matt Anodised** – black, bronze 541, bronze 542, bronze 543, **Powder-Coated** – white, black



Details Matter.

Style, proportion, and
versatility for every room.



ZURA

Modern Mirror Range


RECTA | ORB | ARC



RECTA Mirror

The 400mm wide × 800mm tall RECTA Mirror combines clean rectangular lines with gently rounded corners, adding a touch of softness to its bold vertical form.

- Mirror Thickness: 4mm
- Aluminium Frame: 16mm × 16mm × 1.6mm



ORB Mirror

The 700mm diameter ORB Mirror is designed to bring a sophisticated look and functionality into modern bathrooms and living spaces.

- Mirror Thickness: 4mm
- Aluminium Frame: 16mm × 16mm × 1.6mm



ARC Mirror

The 500mm wide × 1000mm tall ARC Mirror introduces soft curves and vertical presence, creating a statement piece for bathrooms, bedrooms, or dressing spaces. Its elongated oval form enhances the sense of height and light.

- Mirror Thickness: 4mm
- Aluminium Frame: 16mm × 16mm × 1.6mm

Mounting options for all mirrors: U-Channel – 12mm × 12mm (concealed fixings) or Baby H

SLIDE 'N SPACE

Interior Sliding Doors and Track Sets



Ghost Sliding Door

Invisible Mechanism. Visible Impact.

A minimalist masterpiece, the Ghost Sliding Door conceals its track and fittings for a sleek, uncluttered finish that glides effortlessly.

Fully Concealed System: Hidden track, wheels, and guides for a seamless look. A complete kit is included with each door.

Fit & Size: Fits openings of 813 × 2032mm; door measures 980 × 2200mm.

Stable Operation: Includes a bottom sliding track and floor guide.

Finishes: Available in all standard finish options.

Customisable Handles: Handles not included, allowing you to choose your preferred style.

Colour Options

Our selection of melamine finishes offers versatility, durability, and a premium look tailored to your design preferences.

**Examples Only — we have a comprehensive range of standard finish options available to choose from.*



American Walnut



Lanza Oak



Sahara




Brookhill



Caraz



Storm Grey



Luca Urban



Classic Barn Style Sliding Door

Country Charm. Modern Practicality.

Bring rustic character and contemporary performance together with this classic barn-inspired design, ideal for homes, offices, or interleading spaces.

Smooth Glide System: Sleek sliding mechanism with top-mounted track. A complete kit is included with each door.

Fit & Size: Fits openings of 813 × 2032mm; door measures 930 × 2050mm.

Easy Installation: Can be mounted over an existing door frame and is suitable for openings without door frames.

Finishes: Available in plain, mirror, and frosted glass.



Alpha Sliding Door

Seamless. Sophisticated. Space-Saving.

Maximise style and functionality with a concealed-track sliding door that delivers modern elegance and practical space optimisation. Perfect for bedrooms and bathrooms.

Concealed System: Hidden supports and fixings, no floor tracks required. A complete kit is included with each door.

Double-Sided Design: Finished on both sides for a polished look.

Fit & Size: Fits openings of 813 × 2032mm; door measures 890 × 2050mm.


Easy Installation: Can be mounted over an existing door frame and is suitable for openings without door frames.

Finishes: Available in plain, mirror, and frosted glass.

Track Sets Only

Your Door, Your Choice.

The Ghost, Classic Barn, and Alpha are also available as track sets only, without a door. This gives you the flexibility to pair the track set with a door of your choice, match sliding functionality with existing room finishes, and enjoy the same smooth, reliable performance with complete design freedom.



Ghost Track Set



Classic Barn Track Set



Alpha Track Set



www.astrogroup.co.za

Leading Aluminium

SUPPLIER | FABRICATOR | SURFACE FINISHER



+27 11 452 9748



info@astrogroup.co.za



Head Office, Factory & Warehouse

Gauteng, South Africa

20 Ingwe Road
Sebenza
Johannesburg
1609



Regional Office & Warehouse

Western Cape, South Africa

Unit B12 Prime Business Park, Mocke Road
Diep River
Cape Town
7800



Regional Office & Warehouse

Eastern Cape, South Africa

Unit 7 Brydon Park, 3 3rd Avenue
Newton Park
Port Elizabeth
6045



Regional Warehouse

KwaZulu-Natal, South Africa

5 Stanhope Place
Umgeni Park
Durban North
4051